

FEATURES

APPLICATIONS	Decorative Lighting
VOLTAGE	24V or 120V
LAMP TYPE	LEDs
DIMMING	120V: Not Dimmable 24V: 0-10V Dimming (TRA-E)
MAXIMUM RUN	60' (24V), 150' (120V)
FINISH	White
FEED	Power Connector
MOUNTING	U-Channel or Mounting Clip
LISTING	Dry or Wet Location

ELECTRICAL

neonLEDs is available in 24 or 120 Volts. The 120V system does not require a remote driver. The 24V system requires a remote driver. See transformer brochure (TRA-E).

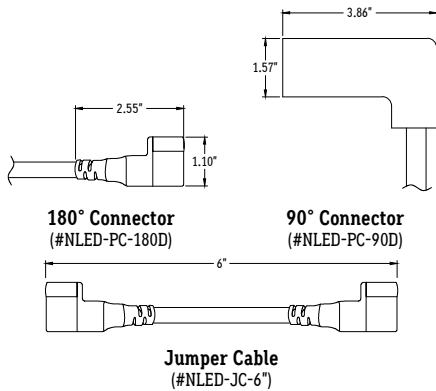
ENERGY SAVINGS

neonLEDs provides energy savings up to 70% compared to other light sources. Traditional Neon glass fixtures operate at 15,000V and consume 8.75 watts per linear foot. NeonLEDs consumes 1.8 watts per linear foot.

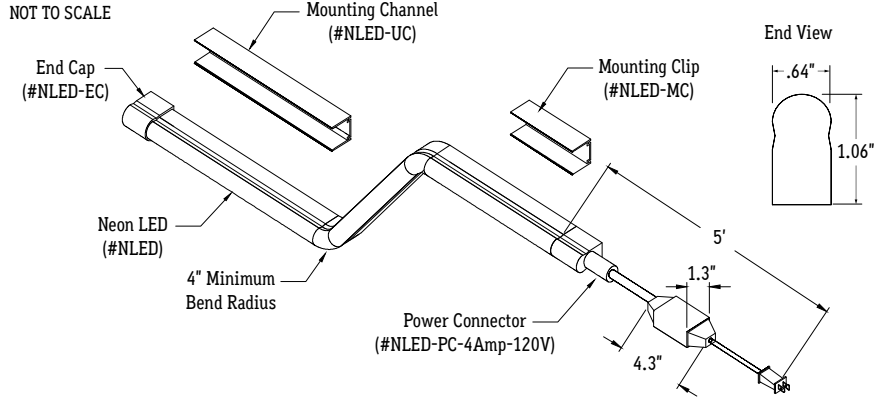
FLEXIBILITY

neonLEDs is a highly flexible LED system that allows for field shaping and designs including letters, patterns, and other applications.

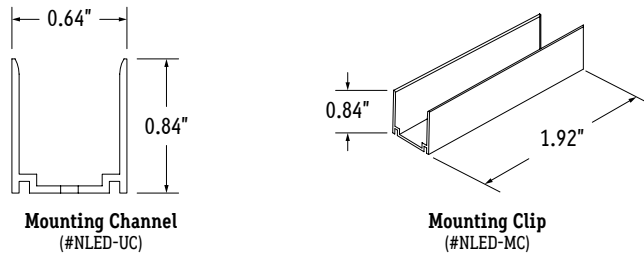
ACCESSORIES (Not Included)



See installation instructions for additional details



MOUNTING OPTIONS (Not Included)



SPECIFY PRODUCT CODE (Use drop down menu to complete table or fill in the blanks)

NLED	1.8W			
SERIES	WATTS PER FOOT	LAMP	VOLTAGE	POWER CORD
<i>Example: NLED</i>	<i>1.8W</i>	<i>LED-3.0K</i>	<i>120V</i>	<i>NLED-PC-180D-120V-4A-5'</i>
NLED	1.8 Watts (1.8W)	LED-2.7K	120V	NLED-PC-180D-120V-4A-5' (Max NLED run: 150')*2
		LED-3.0K	24V*1	NLED-PC-90D-120V-4A-5' (Max NLED run: 150')
		LED-3.5K		NLED-PC-180D-120V-1.6A-5' (Max NLED run: 60')
		LED-5.0K		NLED-PC-90D-120V-1.6A-5' (Max NLED run: 60')
		LED-R		NLED-PC-180D-24V-5' (Max NLED run: 60')*3
		LED-G		NLED-PC-90D-24V-5' (Max NLED run: 60')
		LED-B		
		LED-A		
		LED-OR		

*1 24V requires remote driver
 *2 Standard 120V power cord if left blank
 *3 Standard 24V power cord if left blank

LAMP NUMBER	DESCRIPTION	L70 LED LIFE	LUMENS PER FOOT	120V MAXIMUM RUN	120V ASSEMBLED INCREMENTS	24V MAXIMUM RUN	24V ASSEMBLED INCREMENTS
LED-2.7K	2700K Warm White	50,000 hrs.	20	150'	19.68"	60'	5.6"
LED-3.0K	3000K Warm White	50,000 hrs.	20	150'	19.68"	60'	5.6"
LED-3.5K	3500K Neutral White	50,000 hrs.	20	150'	19.68"	60'	5.6"
LED-5.0K	5000K Cool White	50,000 hrs.	20	150'	19.68"	60'	5.6"
LED-R	Red	50,000 hrs.		150'	19.68"	60'	5.6"
LED-G	Green	50,000 hrs.		150'	19.68"	60'	5.6"
LED-B	Blue	50,000 hrs.		150'	19.68"	60'	5.6"
LED-A	Amber	50,000 hrs.		150'	19.68"	60'	5.6"
LED-OR	Orange	50,000 hrs.		150'	19.68"	60'	5.6"

Note: 4000K, 4500K, 5500K, 6000K available with minimum 750 ft. | Tolerances: Assembled increments ± .5"



CALIFORNIA ACCENT LIGHTING, INC.
 2034 E. Lincoln Ave. #431, Anaheim, CA 92806
 ph. 800.921.CALI (2254) or 714.535-7900 \ fx. 714.535.7902
 info@calilighting.com \ callighting.com

© CALI. All rights reserved. CALI reserves the right to make changes or withdraw specifications without prior notice.



2019.02.07 R6

